

(RC.L1.1) Familiarize Stage

Thursday, March 29, 2018 8:34 PM

Rotation and Conserved Quantities (RC): Angular Momentum and Rotational Energy

Familiarization Stage:

Pre-lecture 1: Angular Momentum and Rotational Energy

Reading

1. Read

Lecture Videos

1. Watch

Example Problems

1. Watch

Simulations

1. Sim

Other Suggested Content

1. Check out

Practice

1. Try

Homework

RC.L1.1-01

Description: Infographic quiz angular momentum - label matching

Learning Objectives: [x]

Problem Statement: Match each term in the equation with the correct description from the following list. (1) Moment of inertia, (2) Angular velocity, (3) Angular momentum

(a) _____

(b) _____

(c) _____

$$L_O = I_O \omega_O$$

Answer: (a) Angular momentum, (b) Moment of inertia, (c) Angular velocity

RC.L1.1-02

Description: Infographic quiz conservation of angular momentum - label matching

Learning Objectives: [x]

Problem Statement: Match each term in the equation with the correct description from the following list. (1) Final angular velocity, (2) Final angular momentum, (3) Initial moment of inertia, (4) Final moment of inertia, (5) Initial angular momentum, (6) Initial angular velocity, (7) Summation

If $\sum \tau_{ext,0} \Delta t = 0$, $\Delta L = 0$,

(a) _____

(b) _____

(c) _____

$$\sum L_i = \sum L_f$$

$$\sum I_i \omega_i = \sum I_f \omega_f$$

(d) (e) (f) (g)

Answer: (a) Summation, (b) Initial angular momentum, (c) Final angular momentum, (d) Initial moment of inertia, (e) Initial angular velocity, (f) Final moment of inertia, (g) Final angular velocity

RC.L1.1-03

Description: Conditions for conservation of angular momentum

Learning Objectives: [x]

Problem Statement: Which of the following are situations where angular momentum is approximately conserved on a system? (hint: think about what the conditions are for translational momentum to be conserved)

- | |
|---|
| (1) The net external force is zero |
| (2) The net external torque is zero |
| (3) The amount of time an external torque is applied is very small and the net torque is very small |
| (4) The amount of time an external torque is applied is very small but the net torque is very large |

Answer: (2), (3)

RC.L1.1-04

Description: Infographic quiz rotational kinetic energy - label matching

Learning Objectives: [x]

Problem Statement: Match each term in the equation with the correct description from the following list. (1) Angular velocity, (2) Angular momentum, (3) Rotational kinetic energy, (4) Moment of inertia

The diagram shows the equation for rotational kinetic energy: $K_{rot} = \frac{1}{2} I_o \omega_o^2 = \frac{1}{2} \frac{L^2}{m}$. Labels (a) through (e) are placed above and below the equation with arrows pointing to specific terms: (a) points to K_{rot} , (b) points to ω_o , (c) points to L^2 , (d) points to I_o , and (e) points to m .

Answer: (a) Rotational kinetic energy, (b) Angular velocity, (c) Angular momentum, (d) Moment of inertia, (e) Mass

RC.L1.1-05

Description: Rotational work and changing rotational kinetic energy

Learning Objectives: [x]

Problem Statement: Recall the work-energy theorem for translational kinetic energy. Work is a mechanism to change the kinetic energy of a system. In a very similar way rotational work is a way to change the rotational kinetic

energy of a system. Now also recall the translational impulse-momentum theorem where impulse is a way to change the translational momentum of a system. In a very similar way angular impulse can change the angular momentum of a system. With this in mind, which of the following statements are true?

- | |
|--|
| (1) Average external torque multiplied by a change in time is equal to rotational work |
| (2) Average external torque multiplied by a change in rotational displacement (angle) is equal to rotational work |
| (3) Average external torque multiplied by a change in time is equal to a change in angular momentum |
| (4) Average external torque multiplied by a change in rotational displacement (angle) is equal to a change in angular momentum |

Answer: (2), (3)

RC.L1.1-06

Description: Potential energy of gravity converted into translational and rotational kinetic energy for Army the armadillo

Learning Objectives: [x]

Problem Statement: Army the armadillo rolls up into a ball near a hill and begins to roll down it. If their gravitational potential energy decreases by 40 J, and their translational kinetic energy increases by 15 J, by how much does their rotational kinetic energy change?





- | |
|-----------|
| (1) 55 J |
| (2) -55 J |
| (3) 40 J |
| (4) -40 J |
| (5) 25 J |
| (6) -25 J |
| (7) 15 J |
| (8) -15 J |

Answer: (5)

RC.L1.1-0x

Description: xx

Learning Objectives: [x]

Problem Statement: xx

(a) xx

Answer: ss

(b) bb

Answer: vv

RC.L1.1-0x

Description: xx

Learning Objectives: [x]

Problem Statement: xx

(a) xx

Answer: ss

(b) bb

Answer: vv

(RC.L1.2.sols) Foundation Stage Solutions

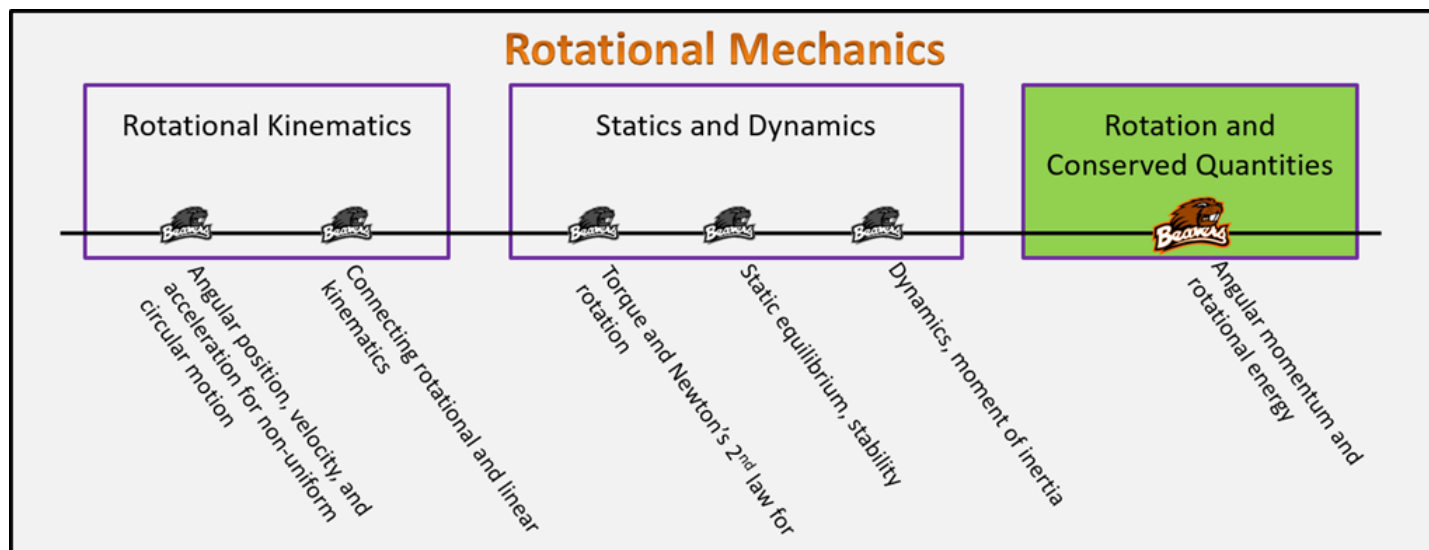
Monday, January 22, 2018 5:44 PM

Rotation and Conserved Quantities

Foundation Stage (RC.2.L1)

lecture 1

Angular momentum and rotational energy



Textbook Chapters (* Calculus version)

- **BoxSand** :: KC videos ([angular momentum](#) ; [rotational energy](#))
- **Knight** (College Physics : A strategic approach 3rd) :: 9.7 ; 10.3
- ***Knight** (Physics for Scientists and Engineers 4th) :: 12.3 ; 12.11
- **Giancoli** (Physics Principles with Applications 7th) :: 8-7 ; 8-8

Warm up

RC.2.L1-1

Description: Given forms and values of energy for a generic system, find one unknown final energy value.

Learning Objectives: [?] - Can you identify the objectives from the previous lecture, and this lecture, that this question is relevant to?

Problem Statement: A system initially has the following forms of energy: $E^{\text{th}} = 30 \text{ J}$, $E^{\text{chem}} = 10 \text{ J}$, $U^g = 20 \text{ J}$, $KE_T = 15 \text{ J}$, $KE_R = 5 \text{ J}$, $U^s = 2 \text{ J}$. During some amount of time there was negative 10 J of external work on the system. After the external work is done it is found that system now has the following forms of energy: $E^{\text{th}} = 30 \text{ J}$, $E^{\text{chem}} = 2 \text{ J}$, $U^g = 25 \text{ J}$, $KE_T = 5 \text{ J}$, $KE_R = ? \text{ J}$, $U^s = 0 \text{ J}$. How much rotational kinetic energy (KE_R) is in the final state?

- (1) 0 J
 (2) 5 J
 (3) 10 J
 (4) 20 J

$$E_i^{\text{th}} + E_i^{\text{chem}} + U_i^g + KE_{T,i} + KE_{R,i} + U_i^s + W_{\text{EXT}} = E_f^{\text{th}} + E_f^{\text{chem}} + U_f^g + KE_{T,f} + KE_{R,f} + U_f^s$$

$$30 + 10 + 20 + 15 + 5 + 2 - 10 = 30 + 2 + 25 + 5 + KE_{Rf} + 0$$

$$72 = 62 + KE_{Rf}$$

$$KE_{Rf} = 10 \text{ J}$$

Selected Learning Objectives

- Coming soon to a lecture template near you.

Key Terms

- Rotational kinetic energy
- Angular momentum
- Conservation of angular momentum
- Zero angular impulse approximation

Key Equations

$$\vec{L}_o = I_o \vec{\omega}_o$$

$$\Delta \vec{L}_o = I_o \Delta \vec{\omega}_o$$



In words: The **angular momentum** of an object about reference axis o is equal to the **moment of inertia** of the object about reference axis o multiplied by the **angular velocity** of the object about reference axis o.

In words: The change in **angular momentum** of an object about reference axis o is equal to the **moment of inertia** of the object about reference axis o multiplied by the change in **angular velocity** of the object about reference axis o.

Average **torque** external to the system

Change in **angular momentum** of the system

Change in time

$$\sum \vec{\tau}_{\text{ext},o} \Delta t = \Delta \vec{L}_{\text{system},o}$$

Net (i.e. add up all of the __)

In words: Angular impulse, which is defined as the average net **torque** external to the system about reference axis o multiplied by the change in time that the average net **torque** is present, is equal to the change in **angular momentum** of the system about reference axis o.

Rotational Kinetic Energy

Moment of inertia

angular speed

Angular momentum

angular speed

$$KE_R = \frac{1}{2} I \omega^2 = \frac{1}{2} L \omega$$

In words: The rotational **kinetic energy** of an object is equal to one half the **moment of inertia** of the object multiplied by the **angular speed** of the object squared. The rotational **kinetic energy** of an object is also equal to one half of the **angular momentum** of the object multiplied by the **angular speed**.

Key Concepts

- An angular momentum analysis (angular impulse angular momentum theorem, and/or conservation of angular momentum) follows the same procedures as a linear momentum analysis.
- The change in angular momentum is proportional to the net external torque, which is proportional to angular acceleration, which is proportional to change in angular velocity. Therefore, all the above vector quantities point in the same direction (e.g. have the same

sign CCW/CW).

- The change in time seen in the definition of angular impulse is the time interval that the external torques are acting on the system.
- The angular momentum of a system with more than one object is the summation of all of the individual angular momentum of each object within the system.
- An energy analysis with objects that have rotational kinetic energy follows the same procedures as an energy analysis without rotation, except for the extra rotational energy term.
- If there are multiple objects within a system, you must include the kinetic energy of each individual object in an energy analysis.

Questions

Act I: Angular momentum

RC.2.L1-2:

Description: Calculate angular momentum of a system of multiple point particles. (4 minutes)

Learning Objectives: [1, 12, 13]

$$\frac{60 \text{ REV}}{\text{min}} \times \frac{1 \text{ min}}{60 \text{ sec}} = \frac{1 \text{ REV}}{\text{SEC}} \equiv f \quad \omega = 2\pi f$$

Problem Statement: Four point particles each of mass m are fixed to a negligible mass wire bent into a circle of radius R as shown below. If the masses are spinning clockwise around the center at a constant 60 RPM, what is the angular momentum of the 4-mass system?

$$L_{\text{sys},0} = \sum L_o$$

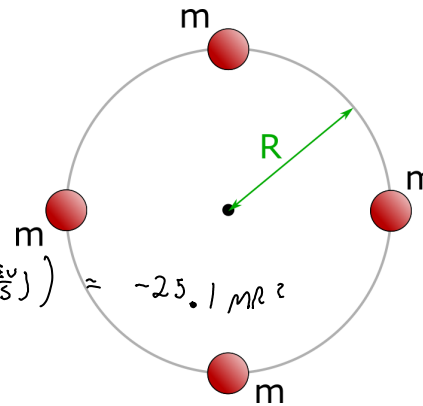
- (1) $0 \text{ m}\cdot\text{R}^2$
- (2) $-4 \text{ m}\cdot\text{R}^2$
- (3) $-25.1 \text{ m}\cdot\text{R}^2$
- (4) $60 \text{ m}\cdot\text{R}^2$
- (5) $-240 \text{ m}\cdot\text{R}^2$
- (6) $1510 \text{ m}\cdot\text{R}^2$

$$= L_{1,0} + L_{2,0} + L_{3,0} + L_{4,0}$$

$$= -I_{1,0}\omega - I_{2,0}\omega - I_{3,0}\omega - I_{4,0}\omega$$

$$= -mR^2\omega - mR^2\omega - mR^2\omega - mR^2\omega$$

$$\sum L_o = -4mR^2\omega = -4mR^2(2\pi(1 \frac{\text{REV}}{\text{S}})) = -25.1 mR^2$$



*RECALL \vec{P}_{sys}

$$= \sum \vec{p} = \vec{p}_1 + \vec{p}_2 + \vec{p}_3 + \dots$$

$$= m_1\vec{v}_1 + m_2\vec{v}_2 + m_3\vec{v}_3$$

RC.2.L1-3:

Description: Identify the angular impulse angular momentum mathematical representation. (1 minute)

Learning Objectives: [1, 12, 13]

Problem Statement: Recall the impulse-momentum theorem: $\Sigma \bar{\mathbf{F}}_{ext} \Delta t = \Delta \bar{\mathbf{p}}_{sys}$. Which of the following expressions could be angular impulse - angular momentum theorem?

(1) $\Sigma \bar{\mathbf{F}}_{ext} \Delta t = \Delta \bar{\mathbf{p}}_{sys}$

(2) $\Sigma \bar{\boldsymbol{\tau}}_{ext,o} \Delta t = \Delta \bar{\mathbf{p}}_{sys}$

(3) $\Sigma \bar{\boldsymbol{\tau}}_{ext,o} \Delta t = \Delta \bar{\boldsymbol{\omega}}_{sys,o}$

(4) $\Sigma \bar{\boldsymbol{\tau}}_{ext,o} \Delta t = \Delta \bar{\mathbf{L}}_{sys,o}$

RC.2.L1-4:

Description: Identify if conservation of angular momentum is valid. Explain why angular velocity changes if moment of inertia changes. (1 minute + 5 minutes)

Learning Objectives: [1, 12, 13]

$$\Sigma \bar{\boldsymbol{\tau}}_{ext,o} \Delta t = \Delta \bar{\mathbf{L}}_{sys,o}$$



Problem Statement: Dizzy the dog is ice skating spinning in circles when she stands up on her hind legs. Assume frictionless.

(a) With the figure dog-skater as the system, is there any net external torque?

- (1) Yes
- (2) No

(b) When the dog stands up, her angular velocity _____ because her _____.


- (1) increases ; mass decreases
- (2) decreases ; moment of inertia increases
- (3) increases ; moment of inertia decreases
- (4) increases ; moment of inertia increases

$L_i = L_f \rightarrow L = \text{CONSTANT}$

$I_i \omega_i = I_f \omega_f$

$L = I \omega$

$L(\omega \uparrow) = (I \downarrow)(\omega \uparrow)$



RC.2.L1-5:

Description: Scaffold conservation of angular momentum and momentum. (1 minute + 1 minute + 4 minutes + 2 minutes + 6 minutes + 8 minutes + 4 minutes)

Learning Objectives: [1, 12, 13]

Problem Statement: A uniform 600 kg disk with a radius of 5 meters is in space rotating counter-clockwise at 1 RPM about the z-axis. Four 30-kg space-parachuting dogs are floating perpendicular to the face of the disk and have velocities of 20m/s in the $-\hat{z}$ direction as shown below. The four dogs land simultaneously on the rotating space disk. There is sufficient friction between the dogs and the disk that when they land they rotate with the disk and do not slide relative to the disk's surface.

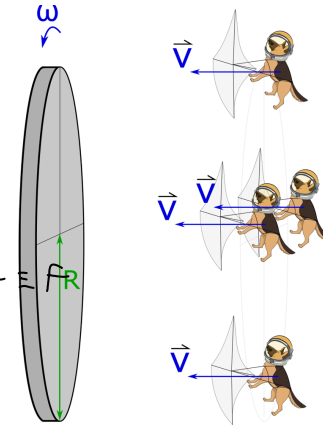
YES

From Dogs

(a) For a system of just the space disk, is there a net external torque about the z-axis as the dogs land?

(b) For a system of disk+dogs, is there any net external torque about the z-axis as the dogs land?

$$\frac{1 \text{ REV}}{60 \text{ s}} \times \frac{1 \text{ m}}{60 \text{ s}} = \frac{1}{60} \text{ Hz} = f$$



$$L_{i, z} = L_{i, \text{Dogs}, z} + L_{i, \text{Disk}, z}$$

A uniform 600 kg disk with a radius of 5 meters is in space rotating counter-clockwise at 1 RPM about the z-axis. Four 30-kg space-parachuting dogs are floating perpendicular to the face of the disk and have velocities of 20m/s in the $-\hat{z}$ direction as shown below. The four dogs land simultaneously with the rotating space disk. There is sufficient friction between the dogs and the disk that when they land they rotate with the disk and do not slide relative to the disk's surface.

(c) What is the angular momentum about the z-axis of the disk+dogs system before the dogs land?

$$\sum L_{i,z} = 785.4 \frac{\text{kg m}^2}{\text{s}}$$

(d) How does the angular momentum of the disk+dogs system before and after the dogs land compare?

- (1) $L_{i,z} > L_{f,z}$
- (2) $L_{i,z} < L_{f,z}$
- (3) $L_{i,z} = L_{f,z}$

(e) What is the moment of inertia of the system about the z-axis after the dogs land?

$$\sum \vec{p}_i = \sum \vec{p}_f$$

$$m_1 \vec{v}_{1i} + m_2 \vec{v}_{2i} + \dots = m_1 \vec{v}_{1f} + m_2 \vec{v}_{2f} + \dots$$

$$\sum L_{i,z} = \sum L_{f,z}$$

$$\begin{aligned} 785.4 \frac{\text{kg m}^2}{\text{s}} &= 4 L_{\text{Dog}, z} + L_{\text{Disk}, z} \\ &= 4 m_{\text{Dog}} R^2 \omega_f + \frac{1}{2} m_{\text{Disk}} R^2 \omega_f \end{aligned}$$

(f) What is the final rotational rate (in RPM) after the dogs land?

$$785.4 = 10500 \omega_f$$

$$\omega = 2\pi f$$

$$\omega_f = 0.0748 \frac{\text{RAD}}{\text{s}} \int \quad f = \frac{0.0748}{2\pi} = 0.011905 \text{ Hz}$$

$$f = 0.714 \text{ RPM}$$

FFFF

sys | Dogs + Disk

$$\sum \vec{F}_{\text{EXT } z} \Delta t = \Delta P_{\text{sys } z}$$

(g) The center of mass of the disk is initially stationary. What happens to the center of mass of the rotating disk after the dogs land?

- (1) The center of mass velocity doesn't change because linear momentum is conserved..
- (2) The center of mass velocity doesn't change because kinetic energy is conserved.
- (2) The center of mass begins to move in the Equation direction because there is a net external force acting on it when the dogs land.
- (3) The center of mass begins to move in the Equation direction because there is a net external torque acting on it when the dogs land.

$$-4M_{\text{Dog}} v_{i \text{ Dog}} = (4M_{\text{Dog}} + M_{\text{Disk}}) v_{f z}$$

$$\frac{-4M_{\text{Dog}}}{(4M_{\text{Dog}} + M_{\text{Disk}})} v_{i \text{ Dog}}$$

$$= \frac{-4(30 \text{ kg})}{20} = -20 \frac{\text{m}}{\text{s}}$$

(b) The moment of inertia is a constant $0.550 \text{ kg}\cdot\text{m}^2$, what is the final angular velocity of the grinder wheel?

Act II: Rotational energy

RC.2.L1-7:

Description: Identify which graph is related to rotational work. (2 minutes + 2 minutes)

Learning Objectives: [1, 12, 13]

Problem Statement: We wish to explore the graphical representation of rotational work.

(a) The rotational work due to a torque is the area under a

- (1) force vs position graph.
- (2) position vs force graph.
- (3) torque vs angular position graph.
- (4) torque vs time graph.

(b) Consider your answer to part (a). What can this area also represent?

- (1) Rotational momentum.
- (2) Change in rotational momentum.
- (3) Rotational kinetic energy.
- (4) Change in rotational kinetic energy.
- (5) Change in energy.

RC.2.L1-8:

Description: Identify energy transformations and transfers with energy flow diagrams. (3 minutes + 3 minutes + 3 minutes + 5 minutes)

Learning Objectives: [1, 12, 13]

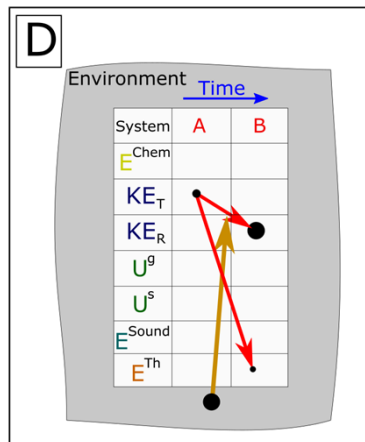
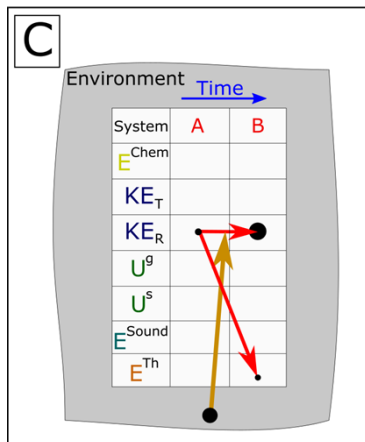
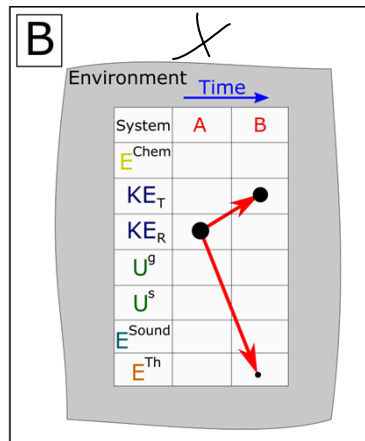
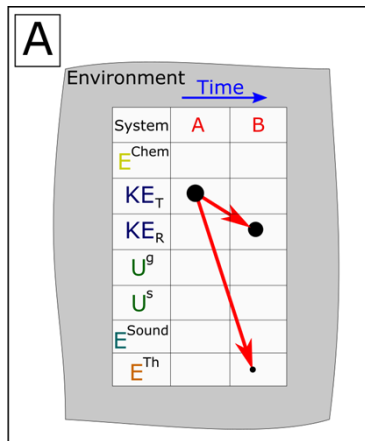
Problem Statement: Match the following energy flow diagrams with the given scenario.

(a) While fishing, you hook into a killer Oregon steelhead and it begins taking line, swimming directly away from you. Snapshots were taken when the fish was at the following locations:

A: The moment after the fish bit and slowly begins swimming away.

B: Some time later when the fish is still hooked and swimming away quickly.

System: fishing reel



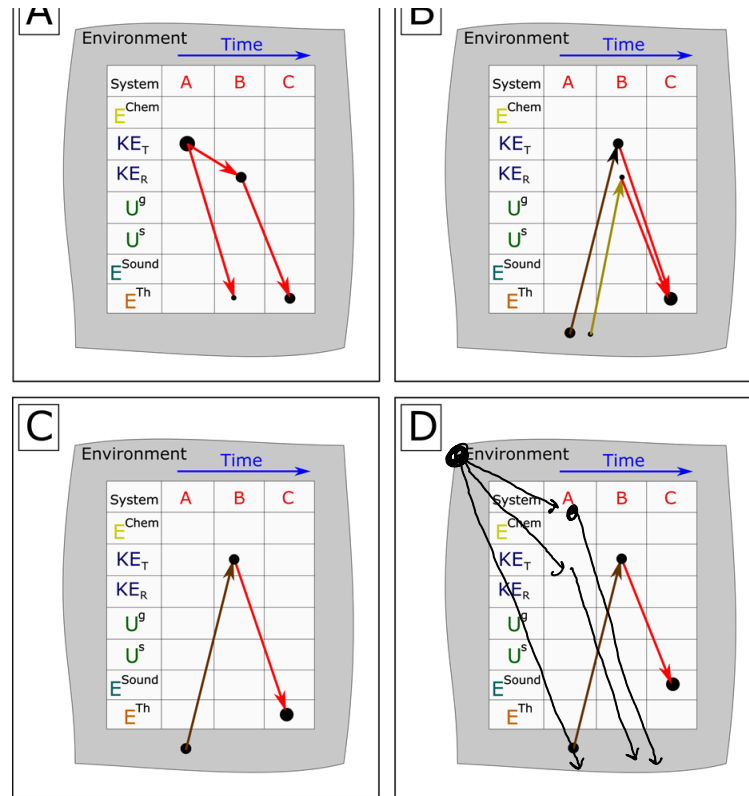
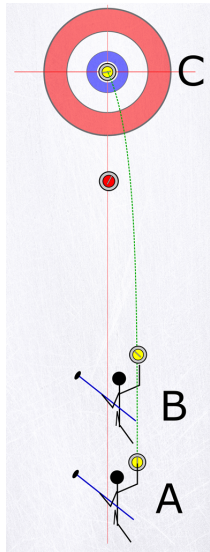
A

D

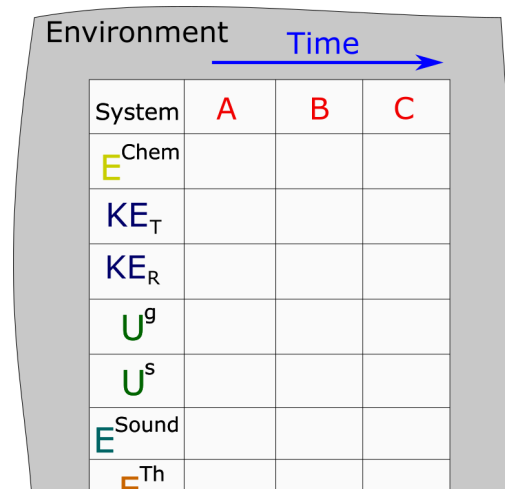
(b) Consider the game of curling. Three snapshots are taken when the stone is at locations **A**, **B**, and **C**. The dashed green line shows the trajectory of the stone's center of mass. Snapshots are taken when the stone is at the following locations:

- A:** The person and the stone are at rest.
- B:** The stone has just left the person's hand rotating counter-clockwise.
- C:** The stone has stopped on the button.

System: stone + surface



(c) Consider the same scenario as part (b), but this time the system is stone+surface+person. Fill out the energy flow diagram below.





(d) A round of bowling begins with a bowling ball in a person's hand raised backwards above the level ground. Snapshots are taken when the ball is at the following locations:

A: The ball and person are at rest with the ball at some height above the ground cocked backwards.

B: The ball is two thirds down the lane with the velocity of the center of mass and angular velocity about the center of mass given.


C: The ball is about to hit the pins with the velocity of the center of mass and angular velocity about the center of mass given.

D: The ball and pins are at rest.

System: person + ball + lane + earth + pins + atmosphere

Everything at rest = $10\text{m/s} = 4\text{ rad/s}$
 $V_{cm} = 8\text{ m/s}$ B $\omega_{cm} = 18\text{ rad/s}$

Environment -rime nvi Environment -rime System A KET KER Sound nviOnment
 nvironment Time Time System A B C D System A Chem Chem KET KET KER KER Sound
 Sound

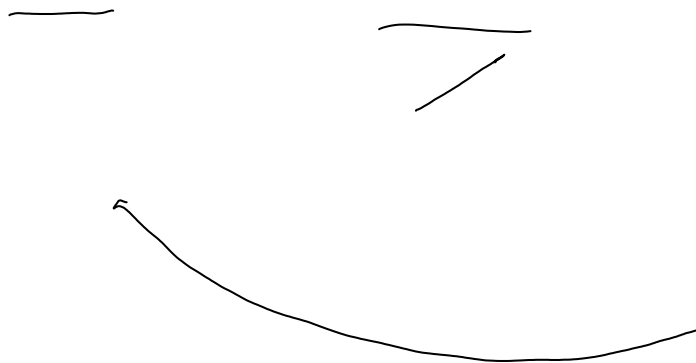



Description: Conceptual application of conservation of energy involving rotational kinetic energy. (4 minutes)

Learning Objectives: [1, 12, 13]

Problem Statement: A solid sphere rolls without slipping along a track shaped as shown below. It starts from rest at location **A** and is moving vertically when it leaves the track at location **B**. At its highest point in the air, the sphere will be _____ location **A**.

- (1) above
- (2) below
- (3) at the same height as



RC.2.L1-10:

Description: Conceptual application of conservation of energy involving rotational kinetic energy. (8 minutes)

Learning Objectives: [1, 12, 13]

Problem Statement: A solid sphere, solid disk, and hollow ring of equivalent mass and radius are rolled without slipping down a ramp on a table. They both start from rest at **A**, then fly horizontally off the edge of the table at **B**. Rank the horizontal distance, Δx , each travels during their flight in the air to the moment they land at **C**.

AX

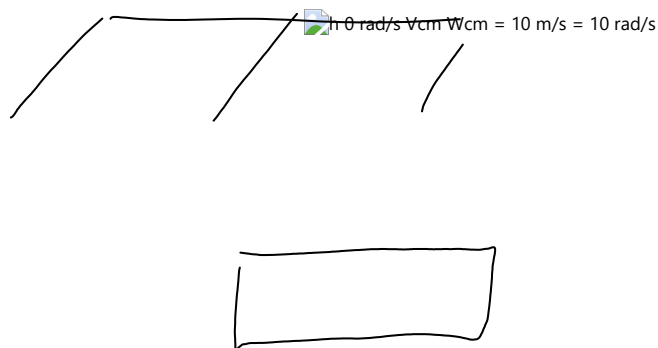
Description: Conservation of energy application for hoop rolling up hill. (3 minutes + 2 minutes + 5 minutes + 4 minutes)

Learning Objectives: [1, 12, 13]

Problem Statement: A thin hoop with a radius of 2 meters is moving so that its center of mass is initially moving at 20 m/s while also rolling without slipping at 10 rad/s along a horizontal surface. It rolls up an incline, coming to rest as shown below.

(a) Fill out an energy flow diagram for the hoop+earth system. Ignore friction.

Environment KET KER



(b) Below is the work-energy equation with all of the forms of energy we have discussed up to this point. Which of the following energy terms are zero?

[Equation]

(c) A thin 20 gram hoop with a radius of 2 meters is moving so that its center of mass is initially moving at 20 m/s while also rolling without slipping at 10 rad/s along a horizontal surface. Use your simplified work-energy equation from part (b) to find the vertical height up the incline the hoop reaches when it stops.

(d) Another useful physical representation to show energy transformations and transfers is an energy bar chart. Fill in the energy bar chart below for this scenario.

 Initial system Chem KER If E KET Final guring Chem Sound Th E W ext KET system KER Sound

F
F
F
T O

RC.2.L1-12:

Description: Conservation of energy application for multiple moving objects. (4 minutes + 3 minutes + 10 minutes)

Learning Objectives: [1, 12, 13]

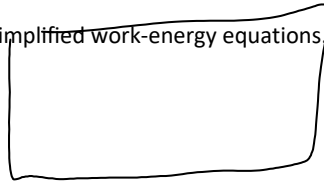
Problem Statement: Two unequal masses are connected across a solid disk pulley. A few moments after releasing them from rest, the speed of one of the masses is recorded.

(a) If the pulley is replaced with one of a smaller radius but equivalent mass, and the experiment is repeated, the same hanging mass be going _____ after the same amount of time elapses?

- (1) faster
- (2) slower
- (3) the same speed


(b) Below shows semi-simplified work-energy equations. Which one is the correct simplification for this scenario?

- (1) [Equation]
- (2) [Equation]
- (3) [Equation]
- (4) [Equation]



(c) What is the final speed of one of the hanging masses after it goes through a magnitude of displacement of 0.50 meters? The radius of the solid disk pulley is 0.20 meters and has a mass of 0.100 kg. Mass A = 1 kg, Mass B = 2 kg



**RC.2.L1-13:**

Description: Conceptual application of conservation of energy and energy transformations. (4 minutes)

Learning Objectives: [1, 12, 13]

Problem Statement: A figure skater stands on one spot on ice (assumed frictionless) and spins around with her arms extended. When she pulls in her arms, she reduces her moment of inertia and her angular speed increases. Compared to her initial rotational kinetic energy, her rotational kinetic energy after she has pulled in her arms must be:

- (1) the same because no external work is done on her.
- (2) larger because she's rotating faster.
- (3) smaller because her moment of inertia is smaller.

Conceptual questions for discussion

1. Can a point particle traveling in a straight line have angular momentum? Support your answer with examples or an explanation.
2. Use your knowledge of Newton's 2nd law for rotation and moment of inertia to explain why it is harder to do a sit-up when your arms are behind your head compared to your arms crossed on your chest.
3. Do you agree with the following statement: If there is no external work on a system, then the rotational kinetic energy of that system will remain constant because of conservation of energy. Support your answer with examples or an explanation.
4. What happens to the rotational rate of Earth's about its rotational axis, if anything, when tall buildings are built near the equator?
5. *Challenge problem: If in outer space you are initially at rest facing in the galactic north direction. Which one of the following actions is possible? (Hint: There is one possible scenario. Your body is not rigid (i.e. you can move your upper body separate from your lower body).
 - i. Move your center of mass towards the galactic north direction.
 - ii. Change the momentum of your center of mass.
 - iii. Rotate your body so you are now facing the galactic south direction.
 - iv. Change the angular momentum of your body about its center of mass.

Hints

RC.2.L1-1: No hints.

RC.2.L1-2: Recall that the linear momentum of a system of objects is the sum of all the individual momentum of each object within the system. Angular momentum works the same way.

RC.2.L1-3: No hints.

RC.2.L1-4: Start from angular impulse - angular momentum theorem.

RC.2.L1-5: No hints.

RC.2.L1-6: Recall that areas always give a change in a quantity, and that a change in any quantity is "final minus initial".

RC.2.L1-7: No hints.

RC.2.L1-8: No hints.

RC.2.L1-9: In the mathematical representation, apply conservation of energy without plugging in any functional forms of energies (e.g. don't use $1/2 m v^2$, rather use KE_T)

RC.2.L1-10: Start with stage **B** to **C** and apply kinematics to determine what the horizontal distance is proportional to (remember there are two components, x and y). Then apply a conservation of energy analysis.

RC.2.L1-11: No hints.

RC.2.L1-12: Remember if there is more than one moving object in a system, then include kinetic energy terms for each object individually.

RC.2.L1-13: No hints.

(RC.L1.3) Practice Stage

Thursday, March 29, 2018 8:34 PM

Rotation and Conserved Quantities (RC): Angular Momentum and Rotational Energy

Practice Stage:

Post-lecture 1: Angular Momentum and Rotational Energy

Reading

1. none

Lecture Videos

1. none

Example Problems

1. none

Simulations

1. none

Other Suggested Content

1. none

Practice

1. none

Homework

RC.L1.3-01

Description: Rotational conserved quantities that change when a diver pulls their arms and legs in during a dive.

Learning Objectives: [x]

Problem Statement: An Olympic high diver in midair pulls her legs inward toward her chest. Doing so changes which of these quantities:

- | |
|---|
| (1) Angular momentum |
| (2) Rotational inertia about her center of mass |
| (3) Angular velocity |
| (4) Translational (linear) momentum |
| (5) Translational (linear) kinetic energy |
| (6) Rotational kinetic energy |

Answer: (2), (3), (6)

RC.L1.3-02

Description: Angular momentum of the Earth and length of a day after Dr. Evil removes mass.

Learning Objectives: [x]

Problem Statement: Earth's mass M is 5.979×10^{24} kg and its radius R is 6.376×10^6 m.

(a) What is the angular momentum of the Earth?

- | |
|--|
| (1) $1.27 \times 10^{33} \text{ kg} \cdot \text{m}^2/\text{s}$ |
| (2) $2.86 \times 10^{33} \text{ kg} \cdot \text{m}^2/\text{s}$ |
| (3) $3.01 \times 10^{33} \text{ kg} \cdot \text{m}^2/\text{s}$ |
| (4) $4.98 \times 10^{33} \text{ kg} \cdot \text{m}^2/\text{s}$ |

(5) $5.22 \times 10^{33} \text{kg} \cdot \text{m}^2/\text{s}$

(6) $6.47 \times 10^{33} \text{kg} \cdot \text{m}^2/\text{s}$

(8) $7.07 \times 10^{33} \text{kg} \cdot \text{m}^2/\text{s}$

Answer: (8)

(b) Dr. Evil has devised a machine that can magically have mass disappear uniformly throughout Earth. They are threatening to increase the rotational speed of the planet so that a day is 20% shorter. How much mass must they disintegrate to achieve this?

(1) $0.86 \times 10^{22} \text{ kg}$

(2) $6.52 \times 10^{22} \text{ kg}$

(3) $1.19 \times 10^{24} \text{ kg}$

(4) $4.78 \times 10^{24} \text{ kg}$

(5) $8.06 \times 10^{25} \text{ kg}$

(6) $9.81 \times 10^{25} \text{ kg}$

Answer: (3)

(c) If Dr. Evil achieves decreasing the length of a day by 20%, by what factor would the radial acceleration at the equator change?

(1) $4/5$

(2) $16/25$

(3) radial acceleration would remain unchanged
--

(4) $5/4$

(5) $25/16$

Answer: (5)

RC.L1.3-03

Description: Delivery truck flywheels and converting rotational kinetic energy to translational kinetic energy.

Learning Objectives: [x]

Problem Statement: Special delivery trucks, which operate by making use of the energy stored in a rotating flywheel, have been in use for some time. The trucks are “charged up” before leaving by using an electric motor to get the flywheel up to its top speed of 7000 revolutions per minute. If one such flywheel is a solid cylinder ($I = 1/2 MR^2$) of weight 5000 N and a diameter of 2 m, how long can the truck operate before returning to base for “recharging,” if its average power requirement is 8000 Watts? (Watt = Joule/second)

- | |
|------------|
| (1) 1287 s |
| (2) 2679 s |
| (3) 3111 s |
| (4) 4989 s |
| (5) 5631 s |
| (6) 6193 s |
| (7) 7741 s |
| (8) 8567 s |

Answer: (8)

RC.L1.3-04

Description: Rotational kinetic energy of a helicopter's blades.

Learning Objectives: [x]

Problem Statement: A typical small rescue helicopter has four blades, each is 4.00 m long and has a mass of 50.0 kg. The blades can be approximated as thin rods that rotate about one end of an axis perpendicular to their length. The helicopter has a total loaded mass of 1000 kg.

(a) Calculate the rotational kinetic energy in the blades when they rotate at 300 rpm.

(1) 1.26×10^5 J

(2) 2.26×10^5 J

(3) 3.26×10^5 J

(4) 4.26×10^5 J

(5) 5.26×10^5 J

(6) 6.26×10^5 J

Answer: (5)

(b) What is the ratio of translational kinetic energy of the helicopter over the rotational kinetic energy of its blades when it flies at 20.0 m/s?

(1) 0.157

(2) 2.61

(3) 0.38

(4) 4.98

(5) 0.512

(6) 6.45

Answer: (3)

(c) To what height could the helicopter be raised if all of the rotational kinetic energy could be used to lift it?

- | |
|------------|
| (1) 185 m |
| (2) 243 m |
| (3) 33.8 m |
| (4) 4.17 m |
| (5) 53.7 m |
| (6) 690 m |

Answer: (5)

